


Why Asian Community Now?

- Its Necessity & Meaning -

Eurasia Foundation
Joon-Kon Chung

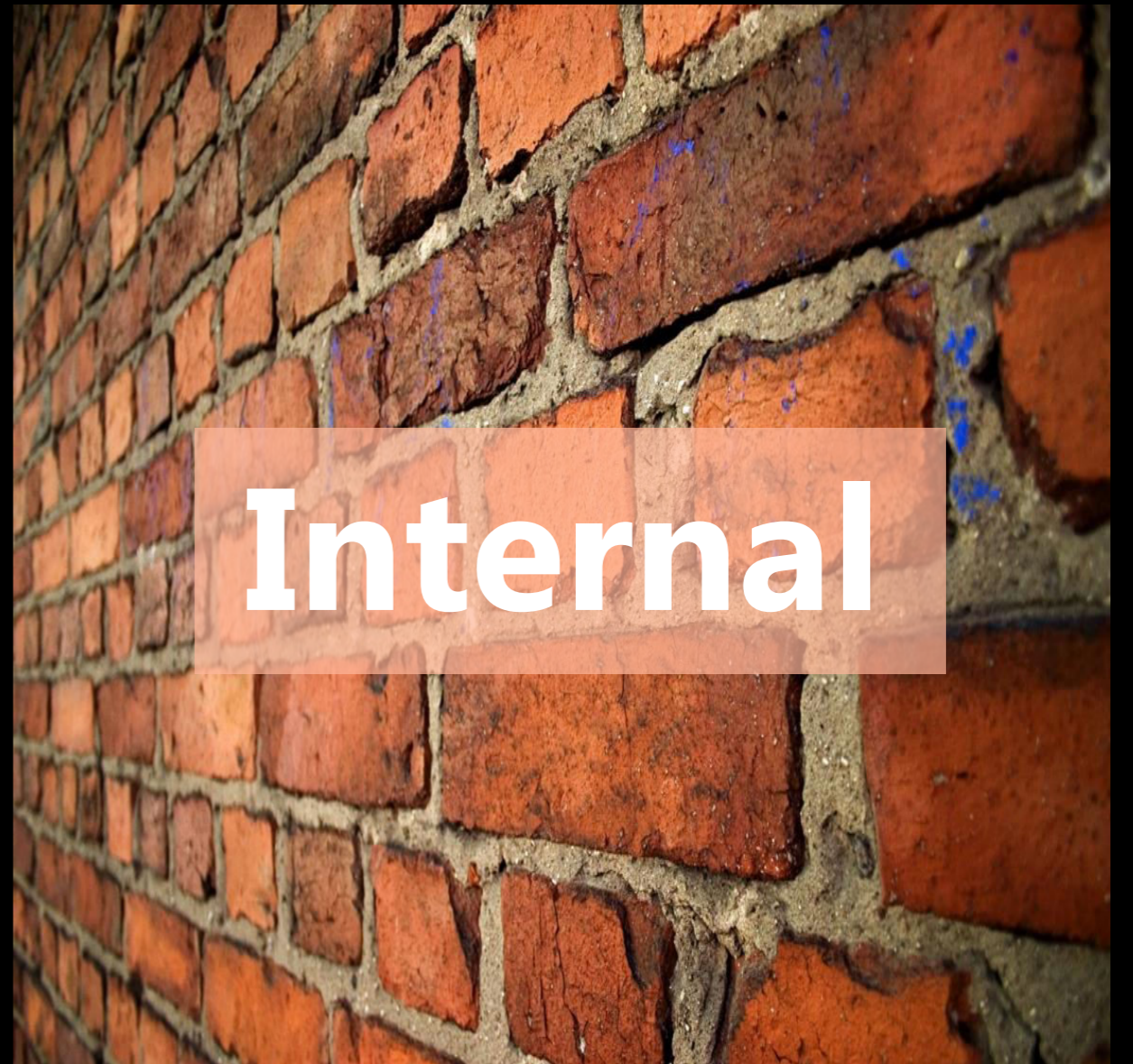
**How We Understand
Asia**

Diverse Perspectives



**Key Approach to Asian Community:
Graduate**

Wall



Approach



State

Individual

Tianshan Mountains(Kyrgyz National University)



Kyrgyz National University



Al-Farabi Kazakh National University



Indonesia University of Education



Mongolian State University of Education



Vietnam National University, Ho Chi Minh City



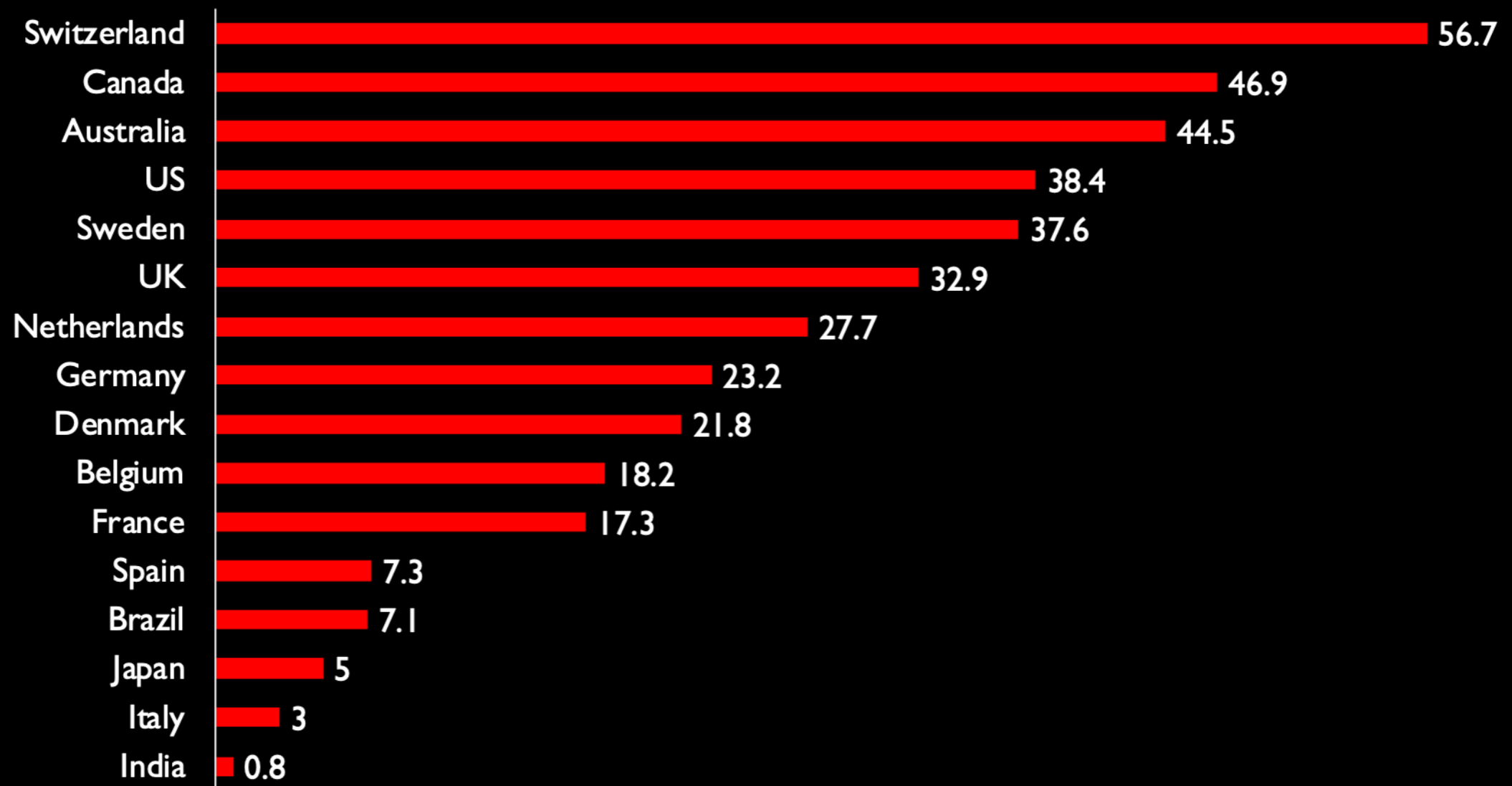
**“Those who only know one country,
know no country”**

(Alexis de Tocqueville 1805-1859)

FOREIGN BORN SCIENTISTS: Mobility patterns for sixteen countries

% of scientists foreigners

■ % of scientists foreigners



<http://www.nber.org/papers/w18067>

Silicon Valley Numbers

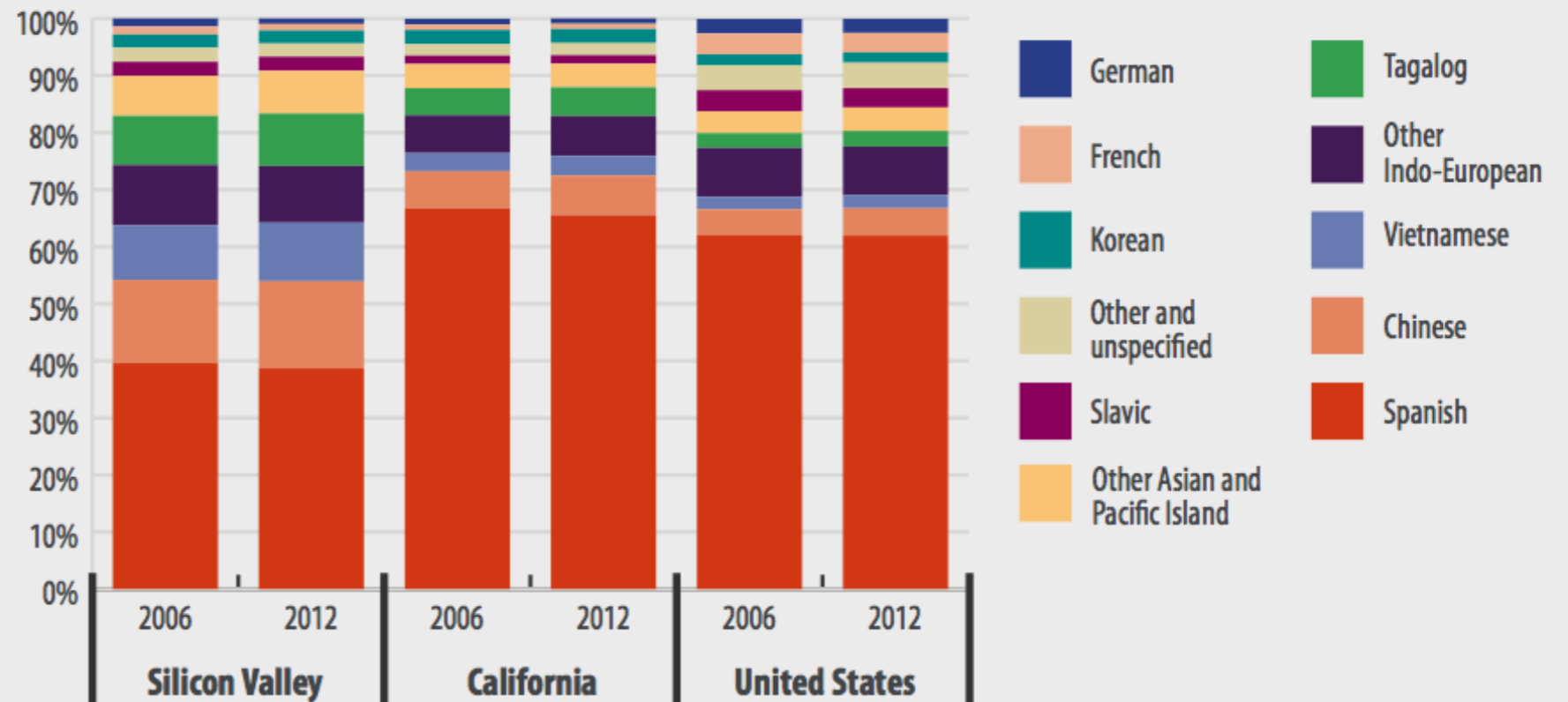
Foreign Born Population
Percentage: 36.4%



FOREIGN LANGUAGE

Languages Other Than English Spoken at Home for the Population 5 Years and Over

Santa Clara & San Mateo Counties, California, and the United States



Data Source: U.S. Census Bureau, American Community Survey | Analysis: Silicon Valley Institute for Regional Studies

% of Immigrant Population by Country

-Foreign-born population-

OECD Countries

- Luxembourg (47.4%)
 - Australia (30.0%)
 - Switzerland (29.9%)
 - New Zealand (22.3%)
 - Canada (21.3%)
 - Sweden (20.0%)
 - Austria (19.9%)
 - Belgium (17.2%)
 - Ireland (17.1%)
 - Germany (15.7%)
 - USA (15.4%)
 - UK (14.1%)
 - Spain (13.1%)
 - France (12.8%)
 - Italy (10.4%)
- ※
- Korea (2.3%)
 - Japan (2.0%)
 - China (0.1%)
 - Singapore (37.1%)

% of Foreigners by City

- 1 Dubai (83.0%)**
- 2 Miami (58.3%)**
- 3 Toronto (47.0%)**
- 4 Vancouver (42.5%)**
- 5 Hong Kong (39.6%)**
- 6 New York (37.5%)**
- 7 Sydney (45.4%)**
- 8 London (36.4%)**
- 9 San Jose (39.3%)**

✓ Seoul (2.8%)

✓ Tokyo (3.9%)

Source: Department of Geography, George Washington University;
Tokyo Government Population Statistics 2019 Jan. Data
Ministry of Government Administration and Home Affairs; Seoul Metropolitan Government 2019 Jan. Data

Total Fertility Rates

Number of children born to women aged 15 - 49

- Luxembourg (1.63)
 - Switzerland (1.54)
 - Australia (1.89)
 - Ireland (2.07)
 - United States (1.93)
 - UK (1.98)
 - Italy (1.40)
- ※
- Korea(1.23)
 - Hungary (1.26)
 - Japan (1.39)
 - Poland (1.38)

Total Fertility Rates

Number of children born to women aged 15 - 49

- Luxembourg (1.51)
 - Switzerland (1.52)
 - Australia (1.88)
 - Ireland (2.04)
 - United States (1.89)
 - UK (1.97)
 - Italy (1.42)
- ※
- Korea(1.19)
 - Hungary (1.24)
 - Japan (1.39)
 - Poland (1.30)

Asylum/Refugees

79,500,000~

Numbers – Asylum Applications & Accepted Numbers 2014

Top receiving

- Germany(10,195)25.8%
- United States (21,171)30.3%
- Turkey (14,160)
- Sweden (7,646/22,840)
- Italy (3,110/14,330)
- France (9,099/49,885)
- Hungary (173/386)
- UK (9,556/18,916)

※Asia

- Japan (11/5,000) 0.2%
- Korea (94/2,896) 4.5%
- China (50/265)
- Indonesia (2,420/6,126)
- India (4,835)
- Mongolia (8/9)
- Malaysia (14,495)

- Congo (96/3319)

Growing Asylum & Refugees

Fig. 1 Asylum claims lodged in industrialized countries
| 2010 - 2014

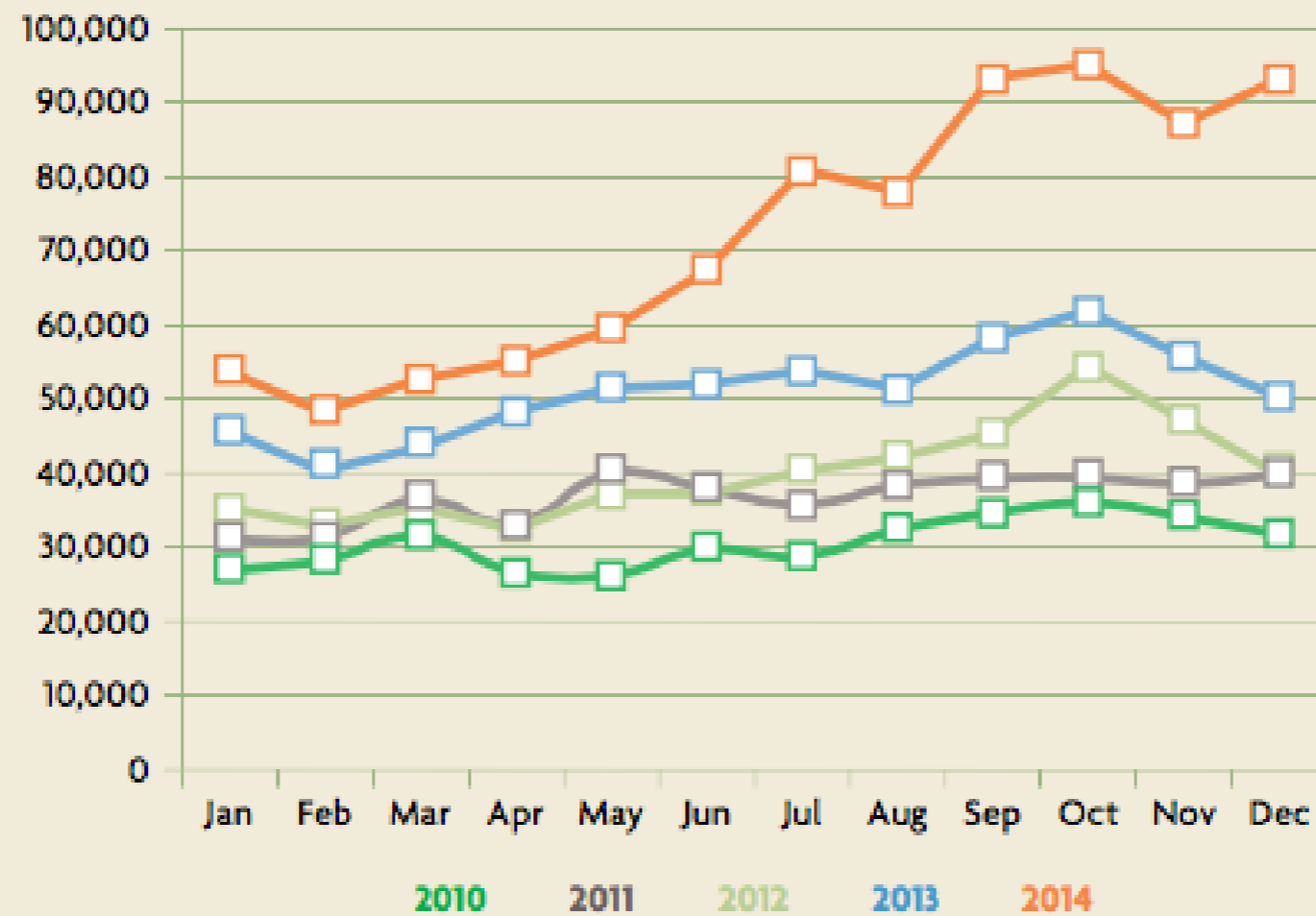
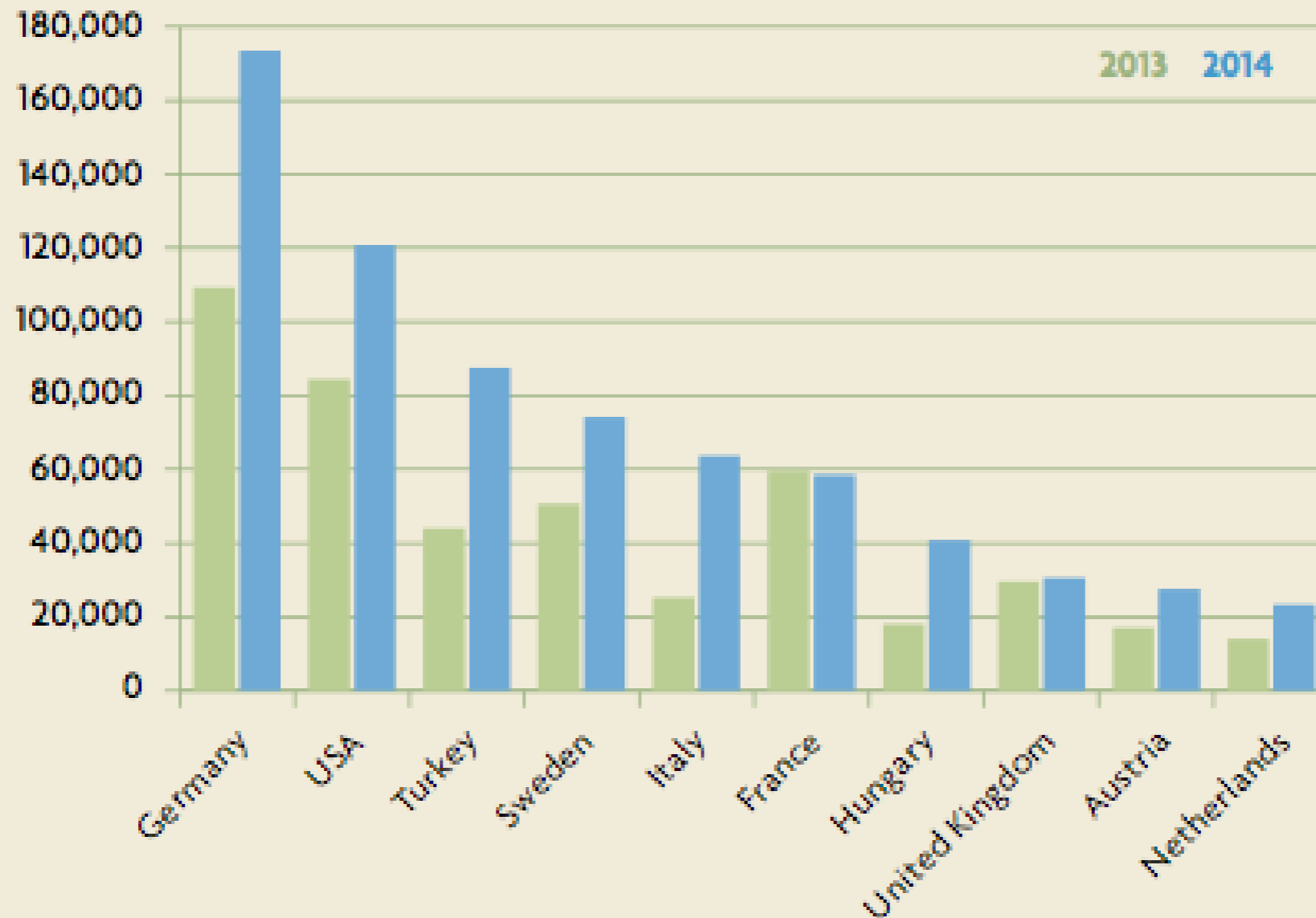


Fig.

2

Asylum claims submitted in 10 major receiving countries | 2014



% of Foreign-born Population by Country

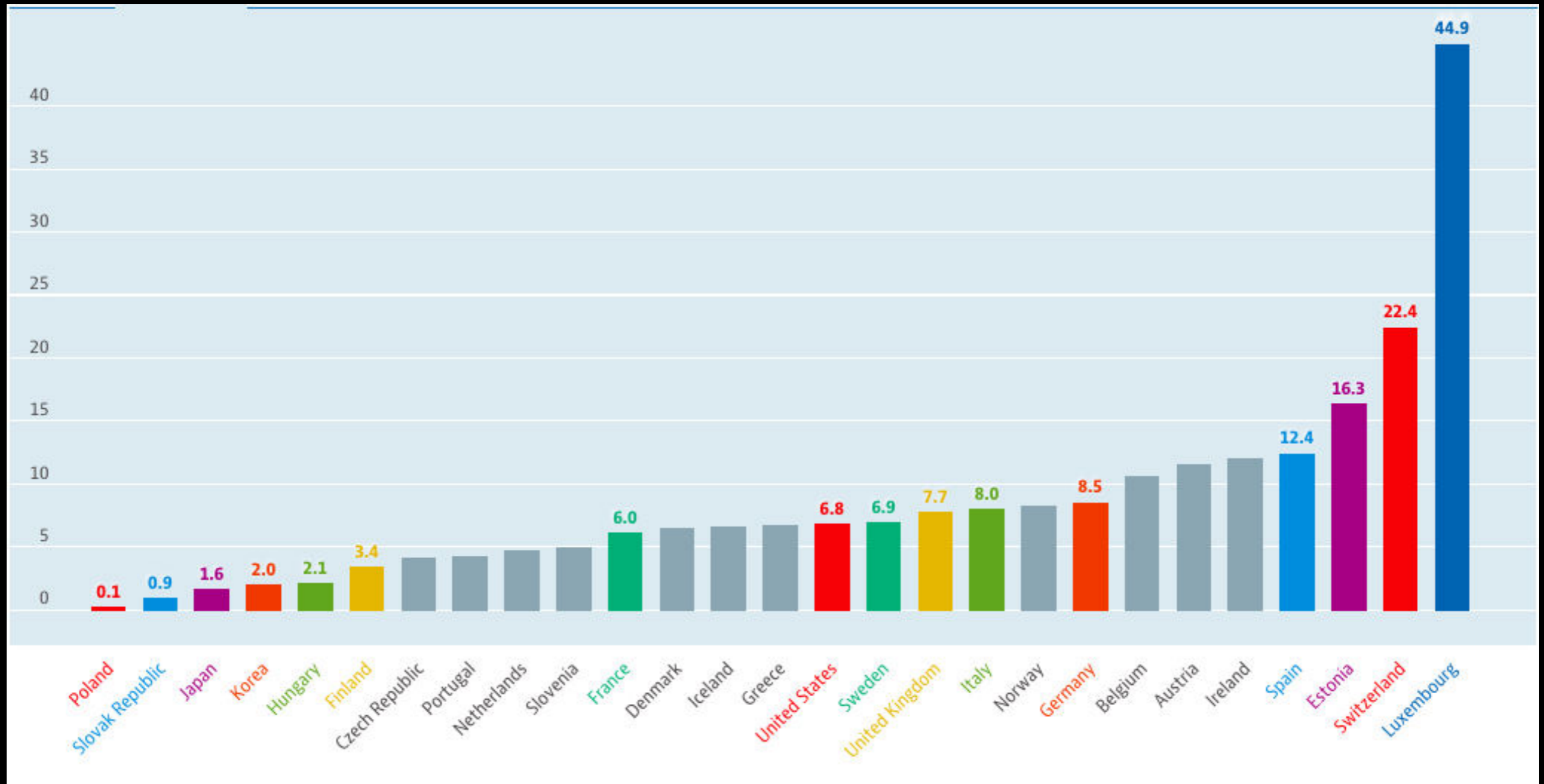
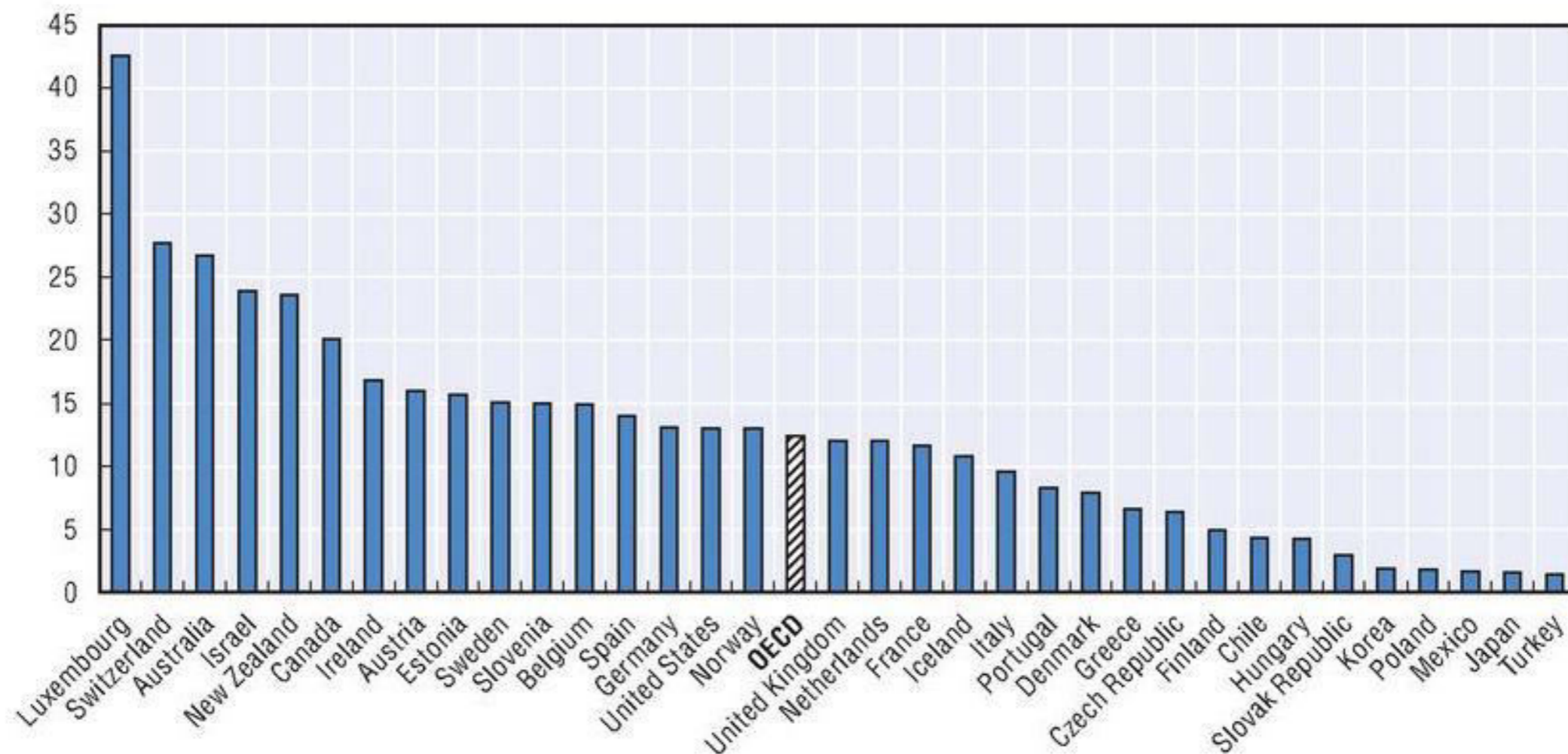



Figure 2.1. Foreign-born as a percentage of the total population, 2012



Note: The data for Korea and Japan are on the stock of foreigners.

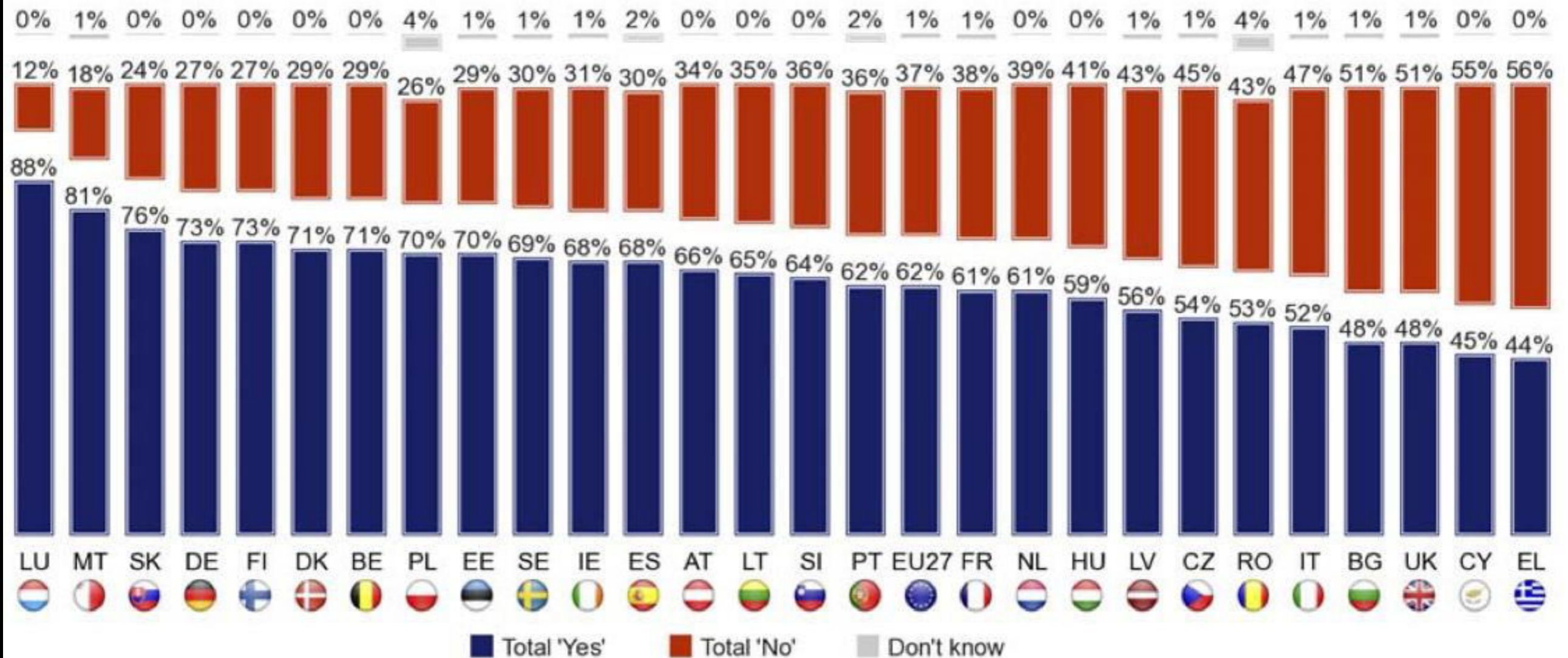
Source: OECD International Migration Database 2012 except for Australia, Canada, the Czech Republic, Denmark, Estonia, France, Ireland, Israel, New Zealand, Poland and Portugal (2011), Chile and Mexico (2010), and Turkey: Database on Immigrants in OECD Countries (DIOC) 2010/11.

StatLink  <http://dx.doi.org/10.1787/888933157367>

EU identity

QD2.1. For each of the following statements, please tell me to what extent it corresponds or not to your own opinion.

You feel you are a citizen of the EU

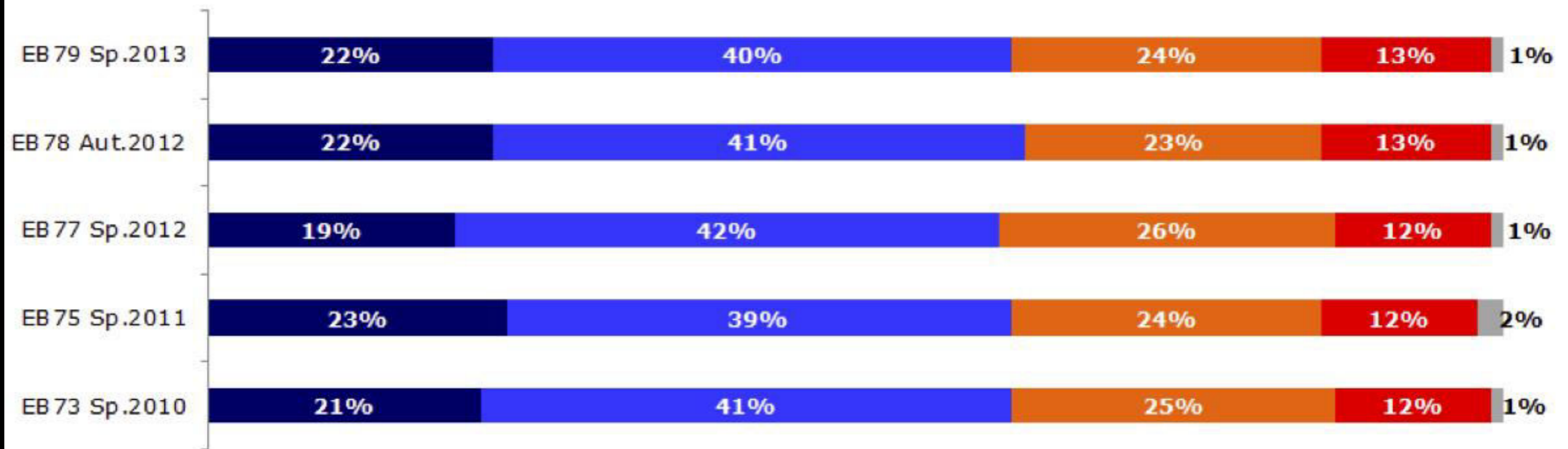


EU identity

QD2.1 For each of the following statements, please tell me to what extent it corresponds or not to your own opinion.

You feel you are a citizen of the EU

■ Yes, definitely ■ Yes, to some extent ■ No, not really ■ No, definitely not ■ Don't know



World's Current Direction & Condition



**Economic
System**



Political System


Dealing with changes and limitations



changes...

limits

Thomas Hobbes



Natural condition

Ensure one's life and liberty

Concede natural rights

Mutual Contract

Common rights of power

sovereignty

Social condition

Core Problem on State and Citizens (individual)

<2011 Tohoku Earthquake and Fukushima Accident>



World Nuclear Power Reactors & Uranium Requirements

May-20

The World Nuclear Association's Country Profiles, linked to below, provide more detail of what is tabulated here.

COUNTRY (Click name for Country Profile)	NUCLEAR ELECTRICITY GENERATION		REACTORS OPERABLE		REACTORS UNDER CONSTRUCTION		REACTORS PLANNED	
	2018		Apr-20		Apr-20		Apr-20	
	TWh	% e	No.	MWe net	No.	MWe gross	No.	MWe gross
Argentina	6.5	4.7	3	1641	1	29	1	1150
Armenia	1.9	25.6	1	376	0	0	0	0
Bangladesh	0	0	0	0	2	2400	0	0
Belarus	0	0	0	0	2	2388	0	0
Belgium	27.3	39	7	5943	0	0	0	0
Brazil †	14.8	2.7	2	1896	1	1405	0	0
Bulgaria	15.4	34.7	2	1926	0	0	1	1000
Canada	94.5	14.9	19	13,553	0	0	0	0
China	277.1	4.2	47	45,498	12	12,244	44	50,960
Czech Republic	28.3	34.5	6	3932	0	0	1	1200
Finland	21.9	32.5	4	2764	1	1720	1	1250
France	395.9	71.7	57	62,250	1	1750	0	0
Germany	71.9	11.7	6	8052	0	0	0	0
Hungary	14.9	50.6	4	1889	0	0	2	2400
India	35.4	3.1	22	6255	7	5300	14	10,500
Iran	6.3	2.1	1	915	1	1057	1	1057
Japan	49.3	6.2	33	31,679	2	2756	1	1385
Korea RO (South)	127.1	23.7	24	23,231	4	5600	0	0
Mexico	13.2	5.3	2	1600	0	0	0	0
Netherlands	3.3	3.1	1	485	0	0	0	0
Pakistan	9.3	6.8	5	1355	2	2322	1	1170
Romania	10.5	17.2	2	1310	0	0	2	1440
Russia †	191.3	17.9	38	29,203	4	4903	24	25,810
Slovakia	13.8	55	4	1816	2	942	0	0
Slovenia	5.5	35.9	1	696	0	0	0	0
South Africa	10.6	4.7	2	1830	0	0	0	0
Spain	53.4	20.4	7	7121	0	0	0	0
Sweden	65.9	40.3	7	7738	0	0	0	0
Switzerland	24.5	37.7	4	2960	0	0	0	0
Turkey	0	0	0	0	1	1200	3	3600
Ukraine ‡	79.5	53	15	13,107	0	0	2	1900
UAE	0	0	0	0	4	5600	0	0
United Kingdom	59.1	17.7	15	8883	2	3440	2	3340
USA †	808	19.3	95	96,772	4	5000	3	2550
Uzbekistan	0	0	0	0	0	0	2	2400
WORLD*	2563	c 10.3**	440	390,395	55	62,656	109	117,912
	TWh	% e	No.	MWe	No.	MWe	No.	MWe
	NUCLEAR ELECTRICITY GENERATION		OPERABLE		UNDER CONSTRUCTION		PLANNED	

Sources: Reactor and electricity data: International Atomic Energy Agency Power Reactor Information System (PRIS); US Energy Information Administration; company data; World Nuclear Association

World Nuclear Association, *The Nuclear Fuel Report* (published September 2019, reference scenario forecast)

중국 원전 현황

2016년 9월 현재

- 가동 원전 총 36기
- 건설 중 원전 총 20기



자료: IAEA, 미국가해보안국

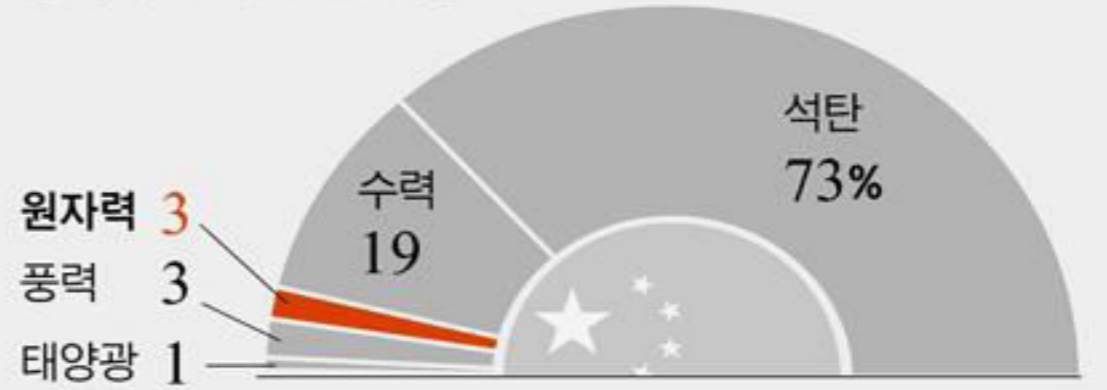
중국 원전사고시 방사능 확산 예측



1일째 원전 사고 방사성 물질 방출
 2일째 편서풍 타고 한반도 서해안에 상륙
 3일째 한반도 전역 방사성 물질로 오염

자료: 한국원자력안전기술원

중국의 전력원별 비중



자료: 국제원자력협회

Internal Wall

- Post - Peace of Westphalia (1648) → concept of border, nation, state emphasized
- Nationalism → Nationalize → identity
- Nation-state → Nationalize
- Benedict Anderson's *Imagined Communities*
- Culture seen as a set of control mechanisms (like computer programs) for the governing of behavior (Clifford Geertz)

A New Global Community Beyond the Nation State

1. Broadening the possibilities of humanity through the form of an open community which is unrestricted by local concepts, while moving toward a diverse and inclusive community that respects and values rich, diverse individualities and cultures.

⇒ Gradually outgrowing old “barriers” put up by humanity itself one by one

⇒ Ultimately creating a united world

2. Not merely integrating nations within the existing system of nation states, but moving beyond (outgrowing) the system and values of the past, and shifting to the new paradigm that is needed in the world of today.

⇒ Outgrowing “internal barriers” and “systemic barriers” created by the formation of nation states

3. Not rejecting the notion of nations, but instead a process of gradual change(outgrowing) which better reflects the original role of nations.

⇒ Protecting human life and resources, and allowing people to live more freely, comfortably, peacefully, and happily.



Beyond
Nation-State

